

## Key Features & Benefits

- Provides Ideal lighting for Industrial, Manufacturing and Commercial applications
- 120° Beam Angle for maximum light spread
- Up to 140lm/w+ efficiency
- IP65 rated
- Fit & Forget 5 Year Warranty
- Reduces energy consumption by over 50% on traditional lighting



ORDER

# LED IP65 High Output Linear Batten



The CEMA Lighting LED IP65 High Output Linear Batten Lights provide a bright clear energy efficient light that is suitable for internal and external lighting of Industrial, Manufacturing, Commercial, Workshops and Forecourt applications, as well as many other instances when looking for a high output linear batten for a specific task area.

These linear battens can be fitted onto tracks to allow for easy and quick installation, these fittings can also be provided with a 3 hour emergency function with over-charge and over-discharge protection to ensure the emergency system functions when it is required to do so, we also offer microwave sensor functions which allow even greater savings to be made as this will ensure that the lights are only on when someone is in the area. They also have a number of other options for running in series such as cable linking, where a cable is used to connect one fitting to the next, also this can be achieved by connecting the lights together without the need for a cable by directly linking one fitting to the next.

With up to 70,000 hour life span this provides a maintenance free solution for difficult applications where changing lamps or drivers can either be hazardous or expensive. This product comes with the Cema Lighting **Five Year Fit & Forget Warranty**.

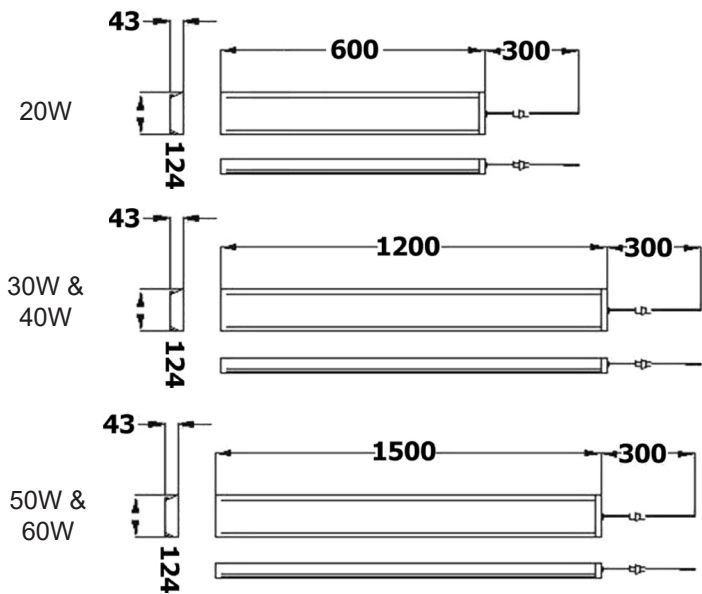
### Applications

- Amenity Areas
- Sports Hall
- Industrial Plants
- Warehouses
- Preparation Areas
- Commercial Premises
- Car Garages
- Workshops

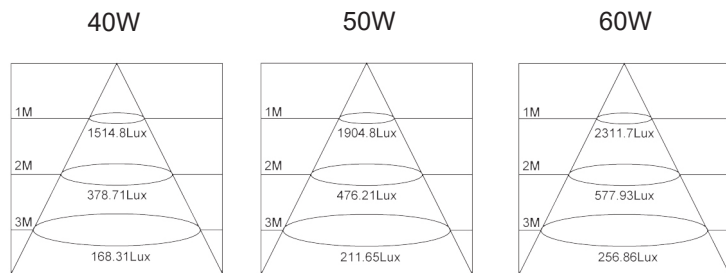
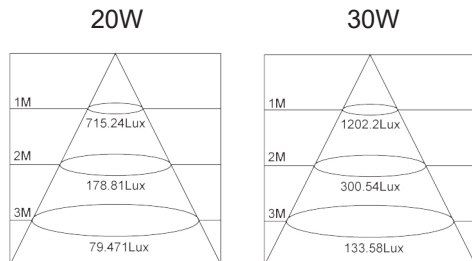
### Optional Extras

- 3 Hour Emergency
- Microwave Sensor
- 0-10V Triac & Dali Dimming
- Cable Linked Function
- Gapless Linked Function

*Commercial and Industrial Lighting Specialists*



Size Diagram



Photometric Curve Diagram

# LED IP65 High Output Linear Batten

## Technical Specification



Product Code	401-05-026-20	401-05-026-30	401-05-026-40	401-05-026-50	401-05-026-60
Wattage [W]	20W	30W	40W	50W	60W
IP Rating	IP65	IP65	IP65	IP65	IP65
Luminous Output	2,800	4,200	5,600	7,000	8,400
Lumens Per Watt	140±5%	140±5%	140±5%	140±5%	140±5%
Lifespan L80 at 25°	70,000	70,000	70,000	70,000	70,000
Colour Temp	5000K / 6000K	5000K / 6000K	5000K / 6000K	5000K / 6000K	5000K / 6000K
CRI	>80	>80	>80	>80	>80
Input Voltage	85-265V 50/60Hz	85-265V 50/60Hz	85-265V 50/60Hz	85-265V 50/60Hz	85-265V 50/60Hz
Working Temp	- 20°C to 45°C	- 20°C to 45°C	- 20°C to 45°C	- 20°C to 45°C	- 20°C to 45°C
Beam Angle	120°	120°	120°	120°	120°
Power Factor	>0.90	>0.90	>0.90	>0.90	>0.90
Weight	1.5±0.2KG	2.5±0.2KG	2.5±0.2KG	3.2±0.2KG	3.2±0.2KG
Dimensions [mm]	600*124*43	1200*124*43	1200*124*43	1500*124*43	1500*124*43



Commercial and Industrial Lighting Specialists